

RubbaFIX®

The ultimate one part rubber repair product designed to reliably repair damaged conveyor belts and other consumable rubber products and equipment, without compromise.



RubbaFIX® is a hassle free solution that requires no mixing or special primers. It cures quickly and will ultimately maintain a constant durometer over the remaining life span of the conveyor belt. Unlike two part rubber repair products on the market, RubbaFIX® is an innovative leader. With a specialised R&D team continually refining our product, it is proven to be an easier and safer solution that does not emit any toxic fumes when melted at high temperatures.

It outperforms other rubber repair products, with independent tests indicating that the adhesive capacity of the new RubbaFIX® formula is now up to 30% stronger on rubber, fabric and metal surfaces; allowing for superior bonding. Using thermal technology, the RubbaFIX® composite ensures that all your repairs can be re-melted at any stage should further damage be sustained to the belt; allowing for a much more resilient and smoother repair.

BENEFITS

- Advanced adhesion properties that ensure strong bonding
- Fast cure time, reducing service intervals
- Extended shelf life
- Easy application with MELTA® applicators
- Ongoing specialised product and application training provided
- Applicable to conveyor belts and a range of other rubber componentry

**MADE IN
AUSTRALIA**

TECHNICAL SUPPORT

We are committed to continually providing ongoing support and training on the most efficient application methods for belt repairs in various environments. For guidance on how to optimise your repair for different applications, please visit us online and check out our instructional video bulletins at www.rubbafix.com.

REPAIR PROCESS




RubbaFIX[®] is easily applied to any width, shape or length of damaged conveyor belt using the MELTA[®] applicators, making the repair a rapid and seamless process;

- 1 Prepare the damaged area by chamfering the outer edges to maximise the adhesion surface. Buff back to rough the dull surface with a wire wheel. Clean the adhesion surface with an alcohol based solvent.
- 2 Heat rubber surface to 80°-100°C using hot air gun.
- 3 Fill the prepared area with RubbaFIX[®] using your chosen MELTA[®] applicator.
- 4 Following curing, buff the area to avoid unwanted contact with belt scrapers.
- 5 The repaired conveyor belt is now ready for operation.

PATCH REPAIR



GROOVE REPAIR



EDGE REPAIR



SUPER SCREW REPAIR

